














## WB5RVZ.Org - Documentation Projects








Register Login






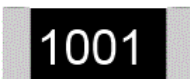
[WB5RVZ Home](#)
[Home](#)
[Bands](#)
[BOM](#)
[BOM-Xref](#)
[PowerSupply](#)
[Local](#)
[Oscillator](#)
[BPF](#)
[OpAmps](#)
[QSD](#)
[Ext Connections](#)
[About](#)
**Band:****Band = 160m**

Designation	Component	Photo	Stage	Step
C04	330 pF 5%		Local Oscillator/Phase Shifter	Install Underside Components
C05	180pF 5%		Local Oscillator/Phase Shifter	Install Underside Components
X01	7.3728 MHz		Local Oscillator/Phase Shifter	Install Topside Components
L01	19.6 uH 67T #30 on T30-2 (37")		BandPass Filter	Wind and Install Inductors
L01-C	T30-2 toroid core		BandPass Filter	Wind and Install Inductors
T01	1.4 uH: 18T/2x9T bifilar #30 on T30-2 (red) 11"		BandPass Filter	Wind and Install Inductors
T01-C	T30-2 toroid core		BandPass Filter	Wind and Install Inductors
C09	390pF 5%		BandPass Filter	Install Underside Components







C10	5600 pF 5%		BandPass Filter	Install Underside Components
C16	1500 pF 5%		Operational Amplifiers	Install Underside Components
C17	1500 pF 5%		Operational Amplifiers	Install Underside Components
R14	1k ohm 1% 1/4W		Operational Amplifiers	Install Topside Components
R15	1k ohm 1% 1/4W		Operational Amplifiers	Install Topside Components





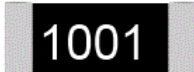
## Band = 80m

Designation	Component	Photo	Stage	Step
C04	180pF 5%		Local Oscillator/Phase Shifter	Install Underside Components
C05	100pF 5%		Local Oscillator/Phase Shifter	Install Underside Components
X01	14.089 MHz		Local Oscillator/Phase Shifter	Install Topside Components
L01	9.1 uH 52T #30 on T25-2		BandPass Filter	Wind and Install Inductors
L01-C	T25-2 toroid core		BandPass Filter	Wind and Install Inductors
T01	0.73 uH 14T/2x7T bifilar #30 on T25-2		BandPass Filter	Wind and Install Inductors
T01-C	T25-2 toroid core		BandPass Filter	Wind and Install Inductors






C09	220 pF 5%		BandPass Filter	Install Underside Components
C10	3300 pF 5%		BandPass Filter	Install Underside Components
C16	1500 pF 5%		Operational Amplifiers	Install Underside Components
C17	1500 pF 5%		Operational Amplifiers	Install Underside Components
R14	1k ohm 1% 1/4W		Operational Amplifiers	Install Topside Components
R15	1k ohm 1% 1/4W		Operational Amplifiers	Install Topside Components









## Band = 40m

Designation	Component	Photo	Stage	Step
C04	100pF 5%		Local Oscillator/Phase Shifter	Install Underside Components
C05	omit for this band		Local Oscillator/Phase Shifter	Install Underside Components
X01	28.224 MHz		Local Oscillator/Phase Shifter	Install Topside Components
L01	5.0 uH 38T #30 T25-2 (17")		BandPass Filter	Wind and Install Inductors
L01-C	T25-2 toroid core		BandPass Filter	Wind and Install Inductors
T01	0.35 uH 10T/2x5T bifilar #30 on T25-2 (7")		BandPass Filter	Wind and Install Inductors





T01-C	T25-2 toroid core		BandPass Filter	Wind and Install Inductors
C09	100pF 5%		BandPass Filter	Install Underside Components
C10	1500 pF 5%		BandPass Filter	Install Underside Components
C16	1500 pF 5%		Operational Amplifiers	Install Underside Components
C17	1500 pF 5%		Operational Amplifiers	Install Underside Components
R14	1k ohm 1% 1/4W		Operational Amplifiers	Install Topside Components
R15	1k ohm 1% 1/4W		Operational Amplifiers	Install Topside Components










## Band = 30m

Designation	Component	Photo	Stage	Step
C04	180pF 5%		Local Oscillator/Phase Shifter	Install Underside Components
C05	180pF 5%		Local Oscillator/Phase Shifter	Install Underside Components
X01	13.5 MHz		Local Oscillator/Phase Shifter	Install Topside Components
L01	3.5 uH 36T #30 on T25-6 (16")		BandPass Filter	Wind and Install Inductors
L01-C	T25-6 toroid core		BandPass Filter	Wind and Install Inductors

T01	0.18 uH 8T/2x4T bifilar #30 on T25-6 (6")		BandPass Filter	Wind and Install Inductors
T01-C	T25-6 toroid core		BandPass Filter	Wind and Install Inductors
C09	68 pF 5%		BandPass Filter	Install Underside Components
C10	1000 pF		BandPass Filter	Install Underside Components
C16	390pF 5%		Operational Amplifiers	Install Underside Components
C17	390pF 5%		Operational Amplifiers	Install Underside Components
R14	4.99k 1/4W 1%		Operational Amplifiers	Install Topside Components
R15	4.99k 1/4W 1%		Operational Amplifiers	Install Topside Components

## Band = 20m

Designation	Component	Photo	Stage	Step
C04	180pF 5%		Local Oscillator/Phase Shifter	Install Underside Components
C05	100pF 5%		Local Oscillator/Phase Shifter	Install Underside Components
X01	18.73 MHz		Local Oscillator/Phase Shifter	Install Topside Components
L01			BandPass Filter	

	2.5 uH 30T #30 on T25- 6 (14")			Wind and Install Inductors
L01-C	T25-6 toroid core		BandPass Filter	Wind and Install Inductors
T01	0.18 uH 8T/2x4T bifilar #30 on T25-6 (6")		BandPass Filter	Wind and Install Inductors
T01-C	T25-6 toroid core		BandPass Filter	Wind and Install Inductors
C09	47pF 5%		BandPass Filter	Install Underside Components
C10	680pF 5%		BandPass Filter	Install Underside Components
C16	390pF 5%		Operational Amplifiers	Install Underside Components
C17	390pF 5%		Operational Amplifiers	Install Underside Components
R14	4.99k 1/4W 1%		Operational Amplifiers	Install Topside Components
R15	4.99k 1/4W 1%		Operational Amplifiers	Install Topside Components

© 2012 - WB5RVZ.ORG